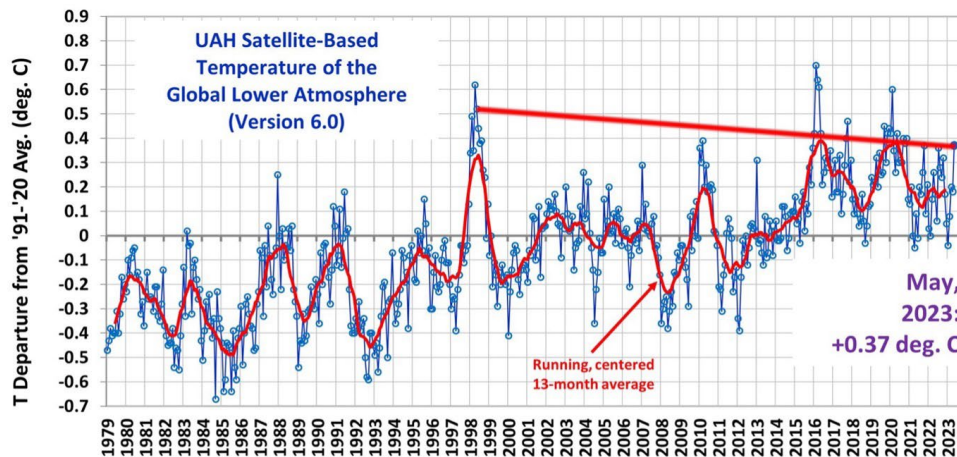


CLIMATE FACT CHECK: MAY 2023 EDITION

May 2023 was cooler than May 1998, according to [NASA satellite data](#). That's despite industrial era atmospheric CO2 increasing about 66% over the past 25 years.

We have been told for decades that every emission warms the planet and that emissions drive warming. That doesn't really seem to be the case now, does it?



Here are 10 other notable fact checks from May 2023. There were many more that could have been selected. But there's so much climate hoax and only so much time.

EAST AFRICA DROUGHT WORSENERD BY CLIMATE CHANGE?

The Associated Press reported in "[Scientists: Climate change worsened Eastern Africa drought](#)" that the Kenya Meteorological Department concluded, "Climate change caused the low rainfall in the region. Climate change has made the drought exceptional!"

AP Associated Press

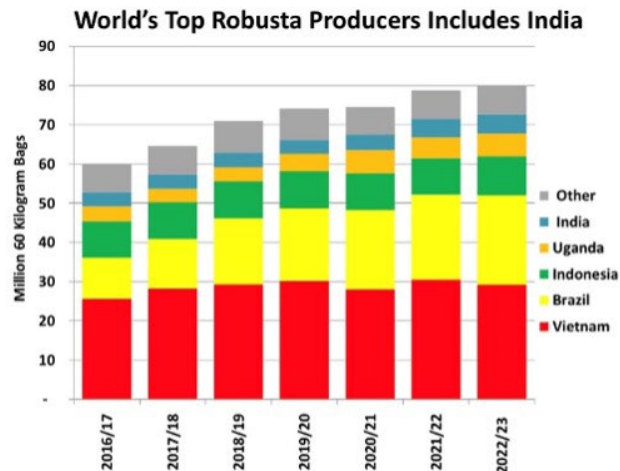
Fact Check. Since modern climate alarmism began in 1988, precipitation has increased in [Kenya](#) and [Somalia](#) and remained flat in [Ethiopia](#). Rainfall may vary from year-to-year and the region is drought-prone. But none of that can be blamed on recent decades of emissions or warming.

COFFEE PRODUCTION HURT BY CLIMATE CHANGE?

The *New York Times* reported in "[What Climate Change Could Mean for the Coffee You Drink](#)": "The two types of coffee that most of us drink — Arabica and Robusta — are at grave risk in the era of climate change."

The New York Times

Fact Check. Global coffee production has increased dramatically since 1990. While coffee production has been quite volatile in Uganda, the focus of the Times' article, it remains above 1990 production levels. [Read more...](#)



Approved by the World Agricultural Outlook Board/USDA
For email subscription, click here to register:
<https://public.govdelivery.com/accounts/USDAFAS/subscriber/new>

BIRDS HAVING FEWER CHICKS BECAUSE OF CLIMATE CHANGE?

The Hill reported in "Big birds are having fewer chicks as climate changes": "Smaller birds are more successful in raising chicks in a hotter world than large birds."



Fact Check. First, at an estimated average temperature of about 57°F, the planet cannot be described as "hot" or having gotten "hotter." While the referenced study reports that, compared to small birds like warblers, bigger birds like hawks and storks are raising fewer surviving fledglings over the past 50 years, the study did not cite a single example where temperature variation was scientifically shown to be the cause of reported differences. There are many factors, especially various aspects of human encroachment, which may affect bird reproduction. However, the featured study did not and could not rule them out. "

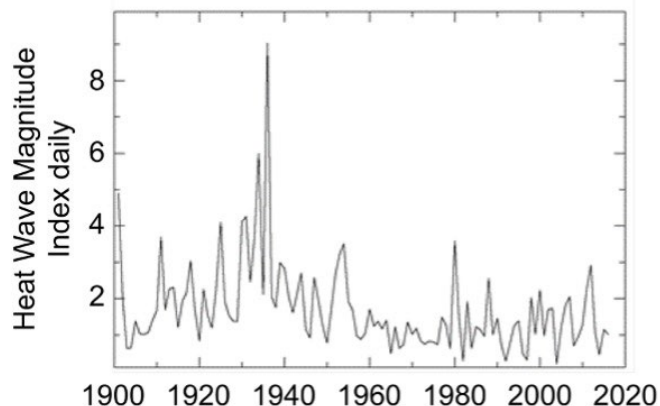
CANADIAN HEAT WAVE CAUSED BY CLIMATE CHANGE?

The *Washington Post* reported in "[Records toppling as temperatures hit nearly 90 degrees in northern Canada](#)": "While it's impossible to assert that these specific

Fact Check. The frequency and intensity of heat waves in the U.S. has dramatically declined over the past 90 years, per the [National Climate Assessment](#) (see chart, below). While northern Canada is not in the US, it's reasonable to assume that if emissions and warming haven't increased heat waves in the US, they aren't increasing heat waves in Canada either.

record readings were caused by human-induced climate change, it is accurate to state that episodes of unseasonable heat are made more frequent, probable and intense due to human action."

The Washington Post



INSURANCE COSTS RAISED BY CLIMATE CHANGE?

The *New York Times* reported in "[Your Homeowners' Insurance Bill Is the Canary in the Climate Coal Mine](#)": "If you don't think you've been affected by global warming, take a closer look at your last homeowners' insurance bill: The average cost of coverage has reached \$1,900 a year nationwide, but it's \$4,000 a year in New Orleans and about \$5,000 a year in Miami... And that is pocket change compared with the impact climate change may ultimately have on the value of your home. We have reached a turning point: Climate risk is driving insurer decisions like never before."

The New York Times

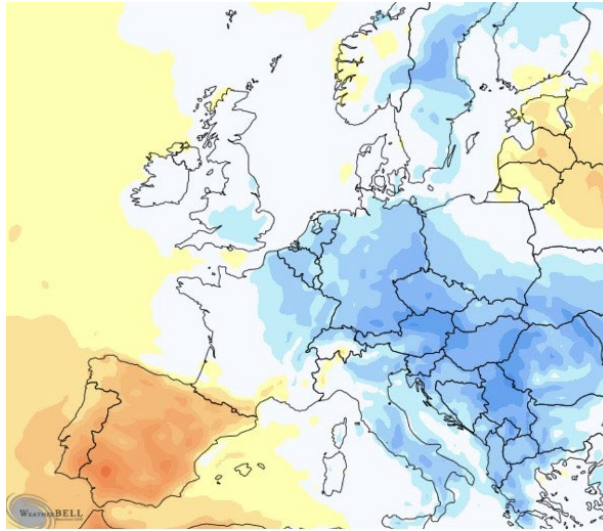
Fact Check. There are two points to make. First, there is no sort of natural disaster that correlates with emissions or warming. None. Next, while it is true that damages from natural disasters have trended up over recent decades, that trend [disappears](#) when damages are adjusted for economic development. The reality is that while the frequency and intensity of natural disasters have not increased, there is more insured property that is available to be damaged when disasters happen.

HOTTEST APRIL IN SPAIN CAUSED BY CLIMATE CHANGE?

The Associated Press reported in "[Spain records hottest and driest April on record](#)": "A flash study by a group of international scientists last week found that record-breaking April temperatures in Spain, Portugal and northern Africa were made 100 times more likely by human-caused climate change and would have been almost impossible in the past."

AP Associated Press

Fact Check. There are two points. First, the claim that human-caused climate change makes extreme weather more probable is a bogus use of probability. "[Calculations showing 'there was an X% chance of this sequence' always assume what they set out to prove.](#)" Next, there is this inconvenient graph of European temperatures for April. Yes, it was warmer than average in Spain. But most of Europe was cooler than average. The climate narrative offers no explanation.



WARM NEW ENGLAND IN 2023 CAUSED BY GLOBAL WARMING?

The *Wall Street Journal* reported the latest U.S. temperature data from the National Oceanic and Atmospheric Administration in "Seven Eastern States Had Their Warmest-Ever Start in 2023."

THE WALL STREET JOURNAL.

Fact Check. The climate narrative is based on "global warming" and not "Eastern states warming." The most recent NASA satellite data indicate there has been no global warming in [8 years and 11 months](#). It is always warmer somewhere and cooler elsewhere. Spotlighting cherry-picked spots of transient warming is misleading.

GREENLAND GLACIER RAPIDLY MELTING?

The *Washington Post* reported in "[A Greenland glacier's rapid melting may signal faster sea level rise](#)": "Scientists fear the [rapid melting] phenomenon observed at Petermann Glacier could be happening to other glaciers in both Greenland and Antarctica, possibly leading to faster, more dramatic levels of sea level rise worldwide — 'potentially double' what is currently expected from glaciers... Petermann lost two massive chunks of ice from its floating ice shelf in 2010 and 2012, causing the shelf to lose roughly a third of its area. It has not since recovered."

The Washington Post

Fact Check. You can watch the Petermann Glacier (below) grow from 2012 to 2022 [here](#).



WARMING TURNS OCEANS RED?

Bloomberg News ran an op-ed entitled "[Oceans Are Heating Up and El Nino Will Make It Worse](#)" with the image below and caption "It's getting hot in here."

Bloomberg

Fact Check. Ocean surface temperatures are running slightly warmer at present, possibly from underwater volcanic activity. So far, no ocean has turned red.

Bloomberg

US Edition

Opinion
F.D. Flam

Oceans Are Heating Up and El Nino Will Make It Worse

Record-breaking sea-surface temperatures are cause for alarm.



It's getting hot in here. Photographer: David McNew/Getty Images

By F.D. Flam

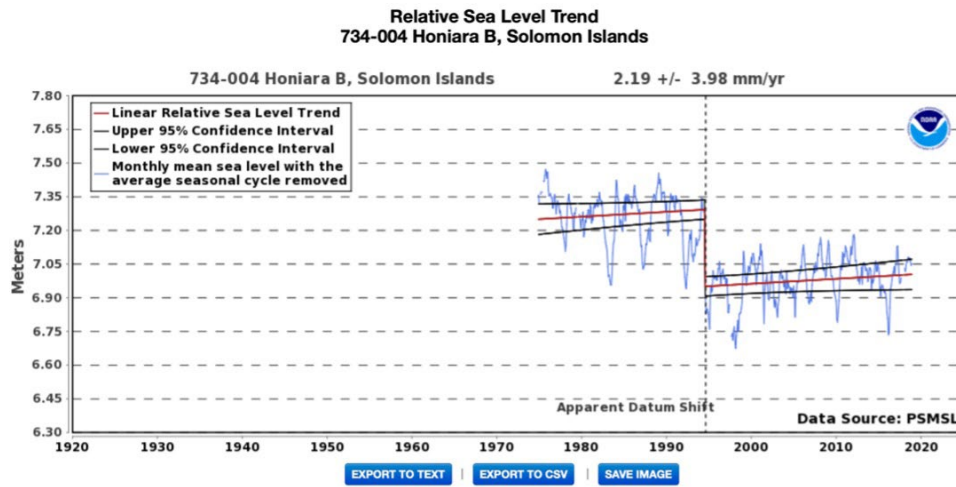
May 10, 2023, 8:30 AM EDT Corrected May 11, 2023, 8:03 AM EDT

PACIFIC ISLANDS BEING SWALLOWED BY RISING SEAS?

The Telegraph reported in "[These islands are being slowly swallowed by the sea – it's a warning to the world](#)": "The Solomon Islands has been experiencing sea level rises at almost three times the global average, around 7-10mm per year, since 1993."

The Telegraph

Fact Check. [NOAA tidal gauge data](#) show that sea level rise at the Solomon Islands is below the long-term global sea level rise rate of about 3mm per year.



The relative sea level trend is 2.19 millimeters/year with a 95% confidence interval of +/- 3.98 mm/yr based on monthly mean sea level data from 1974 to 2018 which is equivalent to a change of 0.72 feet in 100 years.

<https://twitter.com/JunkScience/status/1653405850168356865>

We close out this month by spotlighting the embarrassing work of Seth Borenstein of the Associated Press. In this story...

AP U.S. News World News Politics Sports Entertainment Business Technology Health Science Oddities Lifestyle Photography

[Click to copy](#)

Earth is 'really quite sick now' and in danger zone in nearly all ecological ways, study says

By SETH BORENSTEIN May 31, 2023

Earth has pushed past seven out of eight scientifically established safety limits and into “the danger zone,” not just for an overheating planet that’s losing its natural areas, but for the well-being of people living on it, according to a new study.

Borenstein reported in the highlighted section:

“This is a compelling and provocative paper – scientifically sound in methodology and important for identifying the dimensions in which the planet is nearing the edge of boundaries that would launch us into irreversible states,” Indy Burke, dean of the Yale School of the Environment said in an email. She wasn’t part of the study.

But Borenstein reported that without fact-checking the claim. The study authors wrote in the study:

Safe and just Earth system boundaries

There are many uncertainties and limitations in this justice analysis. Lack of sufficient data on humans, communities and countries worldwide harmed by biophysical degradation is a key constraint. There is also considerable uncertainty regarding impacts on current generations, future generations, and specific countries and communities. In this paper, we also do not quantify issues of access²⁶, explore the implications of access for the safe and just corridor or discuss why it is difficult to meet issues of access without transforming our governance systems.

The study authors frankly admit their alarm-killing lack of data. But Borenstein either didn't bother to read what the authors wrote or didn't bother to report the inconvenient reality of what he read. This is no surprise because, as [reported](#) by Media Research Center in May, the Associated Press is paid big bucks by leftwing foundations to propagandize on climate.

STUDY: AP Pushes Woke Terms Across 64 Climate Stories After \$8M Grant from Leftist Orgs

Joseph Vazquez and **Luis Cornelio** May 22nd, 2023 2:43 PM

The Associated Press has been running wild with leftist climate change propaganda while being paid millions by eco-extremist organizations. And yet AP still has the audacity to pretend it's engaging in objective reporting.

See you next month.